

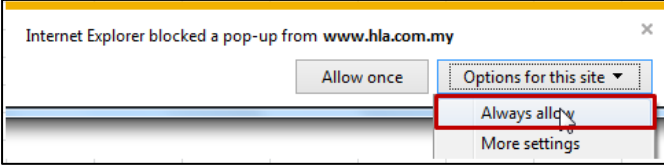

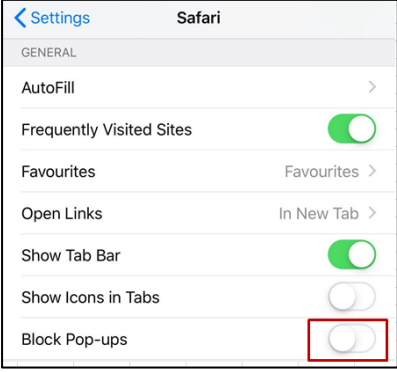


Steps to disable Pop-up Blocker

<p>Google Chrome</p>	<ol style="list-style-type: none"> In the address bar, click Pop-up blocked icon  Select Always allow pop-ups and redirects from https://www.hla.com.my/ 
<p>Internet Explorer</p>	<ol style="list-style-type: none"> Click on Options for this site. Select Always allow 
<p>Firefox</p>	<ol style="list-style-type: none"> Click on Options Select Allow pop-ups for www.hla.com.my/ 
<p>Safari on iPhone & iPad</p>	<ol style="list-style-type: none"> Tap on Settings > Safari Slide the Block Pop-Up to Off to disable it. 
<p>Safari on Mac OS</p>	<ol style="list-style-type: none"> Select Safari > Preferences Click on Security at the top of the window. Uncheck the box Block pop-up windows to disable it. 