
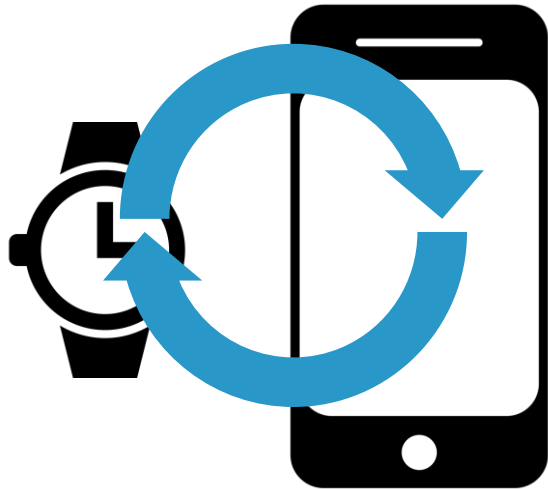


Syncing Google Fit to **HLA *Fit* App**



Syncing Google Fit Wearable (Steps 1-3)

Please follow the instructions outlined below to connect the Google FiT wearable to HLA FiT App.



Step 1 -

Pair the wearable with the mobile app. The user must have Google Fit installed in his device.

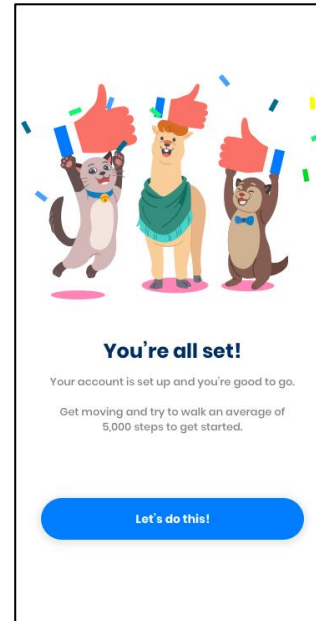
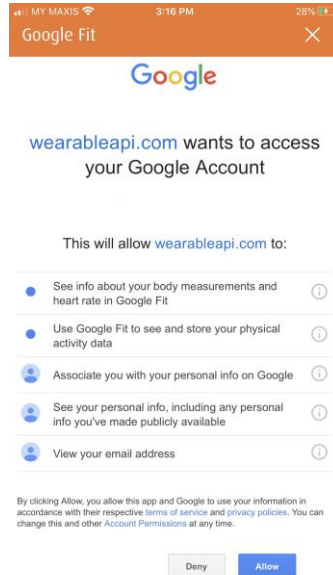
Step 2 -

Open the Google Fit App in the device. Make sure that the wearable is connected and Google Fit stores the wearable's latest data.

Step 3 -

Open HLA FiT App and connect to the Google Fit App.

Syncing Google Fit Wearable (Steps 4-5)



Step 4 -

When prompted, the customer must log in to the Google account and agree to the permissions.

Step 5 -

HLA FiT App is connected to the user's Google Fit account. Retry syncing and check that the activity data is recorded correctly.