

HLA EverGreen Funds

May 2021

Fund Features

1. Investment Objective

The fund is designed to provide investors with principal and enhanced profit protection via a systematic investment in a globally diversified multi asset (equities, currency, rates, commodities, property, hedge fund strategies) long short strategy.

2. Investment Strategy & Approach

The main investment strategy is executed via portfolio optimization methodology. The fund is open ended with defined maturity date. The investment execution is accomplished via a Floating Rate Negotiable Instrument of Deposits ("FRNID") issued by CIMB Bank Berhad.

The FRNID is principal protected at maturity by CIMB Bank. The FRNID dynamically adjusts its exposure to the strategy, such as to reduce exposure when the strategy has negative performance and increase exposure when it has positive performance.

3. Asset Allocation

The fund will invest in a FRNID.

4. Target Market

The fund is suitable for investors who wish to engage in long-term wealth-planning, such as for children's education, retirement planning or wealth-building for future generations, whereby the investor's return on their lifetime of investments will be safely locked at fund maturity.

Fund Details

Fund Management Fee	:	HLA EverGreen 2023 Fund HLA EverGreen 2025 Fund HLA EverGreen 2028 Fund HLA EverGreen 2030 Fund HLA EverGreen 2035 Fund	:	0%*p.a.
Fund Manager	:	Hong Leong Assurance Berhad		
Fund Inception	:	28 Dec 2010		
Benchmark	:	3-month Klibor + 2.65%		
Frequency of Unit Valuation	:	Weekly		

The Company reserves the right to change the Fund Management Fee (% p.a.) by giving the Policy Owner ninety (90) days prior written notice.

*The Company ceased to charge the Fund Management Fee for HLA EverGreen 2023, HLA EverGreen 2025, HLA EverGreen 2028, HLA EverGreen 2030 and HLA EverGreen 2035 with effect from 22 Jan 2016, 5 Jul 2016, 16 Jan 2019, 7 May 2019 and 14 Aug 2019 respectively.

Other Details

Fund Name	Unit Price (31/5/2021)	Fund Size (31/5/2021)	Fund Maturity Date	Minimum Guaranteed Unit Price at Fund Maturity (before tax)
HLA EverGreen 2023 Fund	: RM1.1577	RM25.18 mil	26 Dec 2023	1.2358
HLA EverGreen 2025 Fund	: RM1.1229	RM10.76 mil	26 Dec 2025	1.2670
HLA EverGreen 2028 Fund	: RM1.0521	RM17.52 mil	26 Dec 2028	1.3136
HLA EverGreen 2030 Fund	: RM1.0065	RM52.53 mil	26 Dec 2030	1.3446
HLA EverGreen 2035 Fund	: RM0.8230	RM802.72 mil	26 Dec 2035	1.4221

The Minimum Guaranteed Unit Price at Fund Maturity before tax will attract a portion of tax which has yet to be provided for. The further tax adjustment is the difference of tax payable on the capital gains of the funds determined at funds maturity and tax which has been provided for the funds through weekly unit pricing. The unit prices published weekly are on after tax basis.

Market Review (by CIMB Bank Berhad)

Ahead of MCO3.0, the Malaysian Prime Minister announced the RM40bil PEMERKASA+ package, the country's 9th Covid-19 stimulus package, to support the public healthcare system, public welfare and to ensure business continuity. This brought the cumulative outlay since the Covid-19 pandemic began to RM380bil. Separately, the Prime Minister also launched the RM3.5bil Jaringan Prihatin programme earlier in the month to bridge the digital divide by assisting the B40 segment in the subscriptions of broadband internet plans and purchases of mobile smartphone devices. BNM kept the Overnight Policy Rate (OPR) at 1.75% while projecting economic improvement driven by strong recovery in global demand, increased public and private sector consumption, the on-going National Immunisation Programme as well as support from fiscal stimulus. However, the central bank cautioned against financial market volatility and uncertainties in relation to Covid-19. BNM expects headline inflation for 2021 to be in the range of 2.5% - 4.0% due to higher global oil prices while GDP growth for this year is projected to be between 6% and 7.5%. GDP in 1Q2021 declined 0.5% from a year earlier, an improvement from the 3.4% y-o-y drop in 4Q2020, due to better domestic demand and export performance. April's inflation rose 4.7% y-o-y, the highest since 2018, driven by the increase in the transport index (27%) due to the low base effect from the preceding year. Over the course of the month, the long term interest rates rose marginally, while the short term rates declined. (Source: CIMB Research, CGS-CIMB Research, The Edge Markets)

Note: With effect from 14 August 2019, the fund no longer has any exposure to the CIMB EverGreen Index. Moving forward, the unit price of the fund is expected to behave like a synthetic zero coupon bond portfolio. As such, the performance of fund is no longer dependent on the index but instead on the movement of MYR interest rates.

Net Exposure of HLA EverGreen Funds to CIMB EverGreen Index

Fund	HLA EverGreen 2023	HLA EverGreen 2025	HLA EverGreen 2028	HLA EverGreen 2030	HLA EverGreen 2035
Avg Exposure of Maximum Assurance FRNID to Max InvestSave PSSIA-i 30Y	0.00%	0.00%	0.00%	0.00%	0.00%
Exposure of MaxInvestSave PSSIA-i 30Y to CIMB EverGreen Index	Not Applicable				
Net Exposure of HLA EverGreen Funds to CIMB EverGreen Index in July 2020	0.00%	0.00%	0.00%	0.00%	0.00%

With effect from 14 August 2019, the fund no longer has any exposure to the CIMB EverGreen Index. Moving forward, the unit price of the fund is expected to behave like a synthetic zero coupon bond portfolio. As such, the performance of fund is no longer dependent on the index but instead on the movement of MYR interest rates.

Hong Leong Assurance Berhad 198201014849 198201014849 (94613-X)

Level 3, Tower B, PJ City Development, No. 15A, Jalan 219, Seksyen 51A, 46100 Petaling Jaya, Selangor.

Telephone 03-7650 1818 Fascimile 03-7650 1991

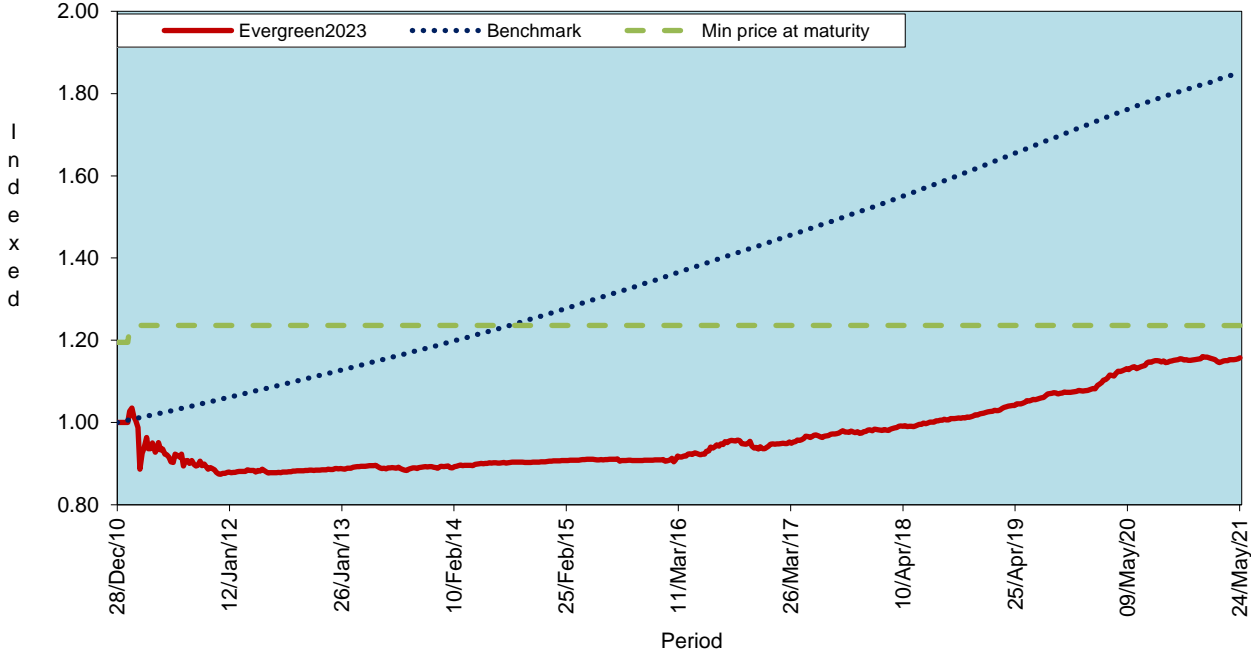
Customer Service Hotline 03-7650 1288 Customer Service Hotfax 03-7650 1299

HLA EverGreen Funds

Historical Performance

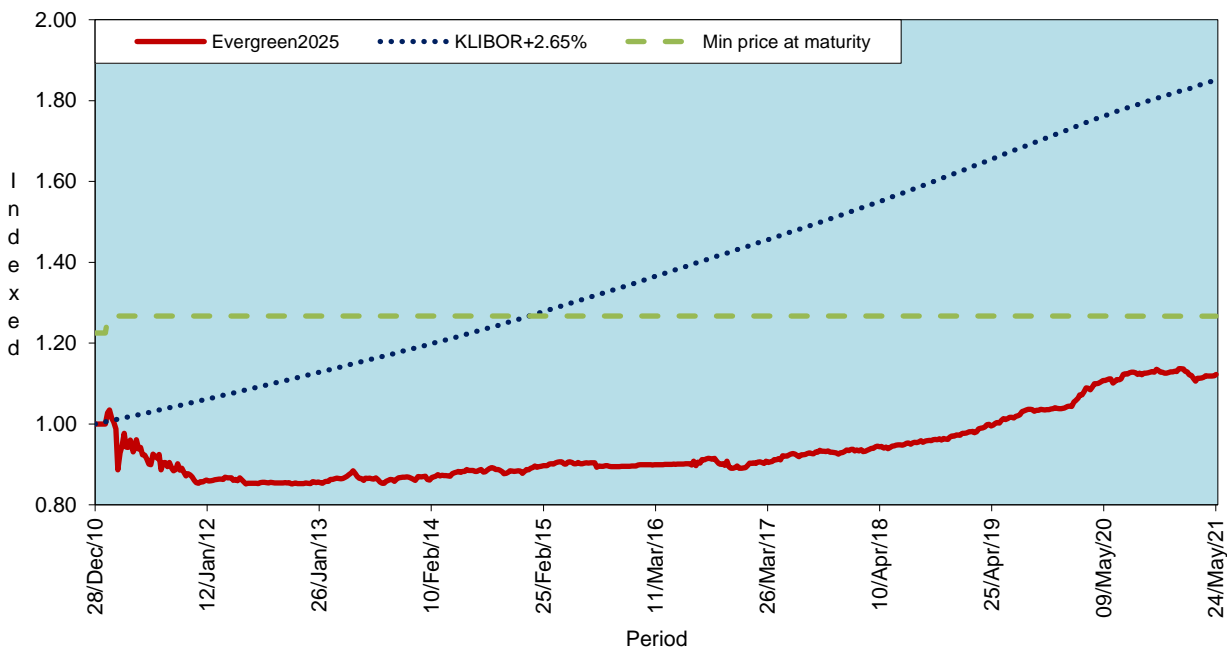
HLA EverGreen 2023 Fund							
As of 31/5/21	Year to-date	1 month	1 Year	3 Years	5 Years	10 years	Since Inception
HLA EverGreen 2023	0.38%	0.40%	2.03%	16.43%	25.36%	23.71%	15.77%
KLIBOR+2.65% p.a.*	1.86%	0.35%	4.82%	18.41%	33.72%	80.80%	85.14%
Performance vs Benchmark	-1.47%	0.05%	-2.79%	-1.97%	-8.36%	-57.09%	-69.37%

Notice: Past performance of the fund is not an indication of its future performance.



HLA EverGreen 2025 Fund							
As of 31/5/21	Year to-date	1 month	1 Year	3 Years	5 Years	10 years	Since Inception
HLA EverGreen 2025	-0.54%	0.38%	1.03%	18.70%	24.66%	19.24%	12.29%
KLIBOR+2.65% p.a.*	1.86%	0.35%	4.82%	18.41%	33.72%	80.80%	85.14%
Performance vs Benchmark	-2.40%	0.03%	-3.78%	0.29%	-9.06%	-61.56%	-72.85%

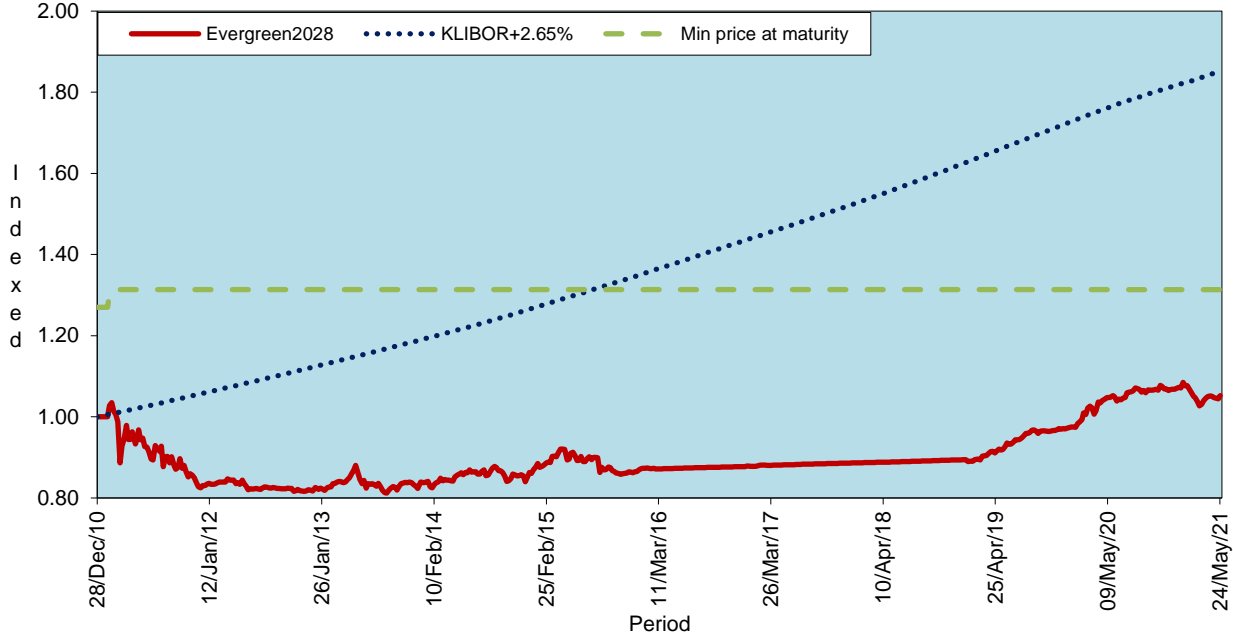
Notice: Past performance of the fund is not an indication of its future performance.



HLA EverGreen Funds

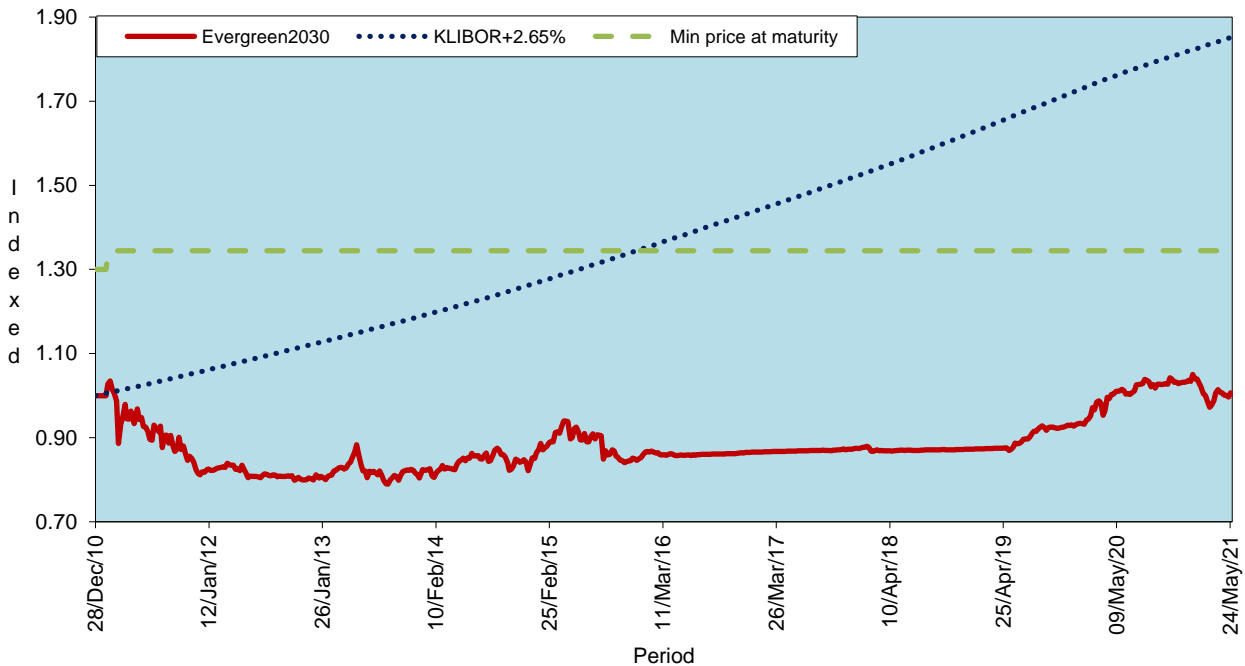
HLA EverGreen 2028 Fund							
As of 31/5/21	Year to-date	1 month	1 Year	3 Years	5 Years	10 years	Since Inception
HLA EverGreen 2028	-1.68%	0.10%	-0.03%	18.32%	20.45%	11.03%	5.21%
KLIBOR+2.65% p.a.*	1.86%	0.35%	4.82%	18.41%	33.72%	80.80%	85.14%
Performance vs Benchmark	-3.54%	-0.25%	-4.85%	-0.09%	-13.27%	-69.78%	-79.93%

Notice: Past performance of the fund is not an indication of its future performance.



HLA EverGreen 2030 Fund							
As of 31/5/21	Year to-date	1 month	1 Year	3 Years	5 Years	10 years	Since Inception
HLA EverGreen 2030	-2.56%	-0.04%	-0.84%	15.72%	17.23%	6.19%	0.65%
KLIBOR+2.65% p.a.*	1.86%	0.35%	4.82%	18.41%	33.72%	80.80%	85.14%
Performance vs Benchmark	-4.41%	-0.39%	-5.66%	-2.69%	-16.49%	-74.61%	-84.49%

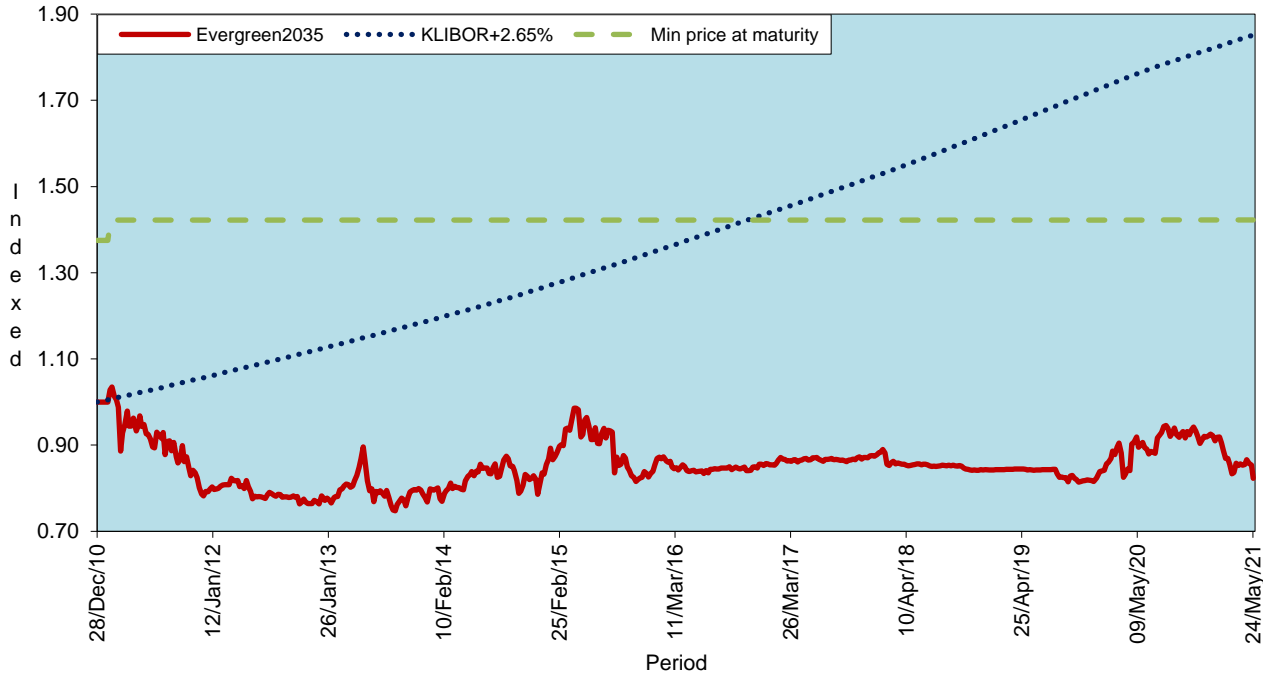
Notice: Past performance of the fund is not an indication of its future performance.



HLA EverGreen Funds

HLA EverGreen 2035 Fund							
As of 31/5/21	Year to-date	1 month	1 Year	3 Years	5 Years	10 years	Since Inception
HLA EverGreen 2035	-10.76%	-3.72%	-9.19%	-3.70%	-1.99%	-13.15%	-17.70%
KLIBOR+2.65% p.a.*	1.86%	0.35%	4.82%	18.41%	33.72%	80.80%	85.14%
Performance vs Benchmark	-12.61%	-4.07%	-14.01%	-22.10%	-35.71%	-93.95%	-102.84%

Notice: Past performance of the fund is not an indication of its future performance.



*Source: Bloomberg

Actual Annual Investment Returns for the Past Ten (10) Calendar Years

Year	2011	2012	2013	2014	2015	2016	2017	2018	2019	2020
Benchmark	5.9%	6.1%	6.0%	6.3%	6.5%	6.5%	6.2%	6.4%	6.4%	5.4%
HLA EVERGREEN 2023 – Gross	-11.0%	2.5%	2.4%	3.0%	1.7%	4.7%	6.5%	6.0%	6.1%	7.5%
HLA EVERGREEN 2023 – Net	-12.3%	1.0%	0.9%	1.4%	0.3%	3.0%	4.7%	4.2%	5.6%	6.9%
HLA EVERGREEN 2025 – Gross	-13.0%	0.9%	3.6%	3.6%	2.5%	0.8%	6.7%	5.9%	7.4%	9.4%
HLA EVERGREEN 2025 – Net	-14.3%	-0.5%	2.0%	2.0%	1.0%	-0.6%	4.9%	4.1%	6.8%	8.6%
HLA EVERGREEN 2028 – Gross	-15.7%	-0.3%	4.5%	4.5%	1.7%	2.9%	2.5%	2.4%	9.6%	10.9%
HLA EVERGREEN 2028 – Net	-17.0%	-1.6%	2.8%	2.8%	0.3%	1.4%	1.0%	0.9%	8.7%	10.1%
HLA EVERGREEN 2030 – Gross	-16.9%	-1.0%	4.8%	5.1%	1.4%	3.0%	2.6%	1.2%	7.9%	11.8%
HLA EVERGREEN 2030 – Net	-18.2%	-2.3%	3.1%	3.4%	0.0%	1.5%	1.1%	-0.2%	6.8%	10.8%
HLA EVERGREEN 2035 – Gross	-19.5%	-2.2%	6.4%	6.5%	1.9%	3.2%	4.1%	-2.5%	-1.6%	13.0%
HLA EVERGREEN 2035 – Net	-20.8%	-3.5%	4.6%	4.7%	0.4%	1.6%	2.4%	-3.6%	-2.2%	11.9%

Net returns are adjusted for tax and fund management fees.

Those are the actual returns in the past ten (10) years, or since inception if shorter, and are strictly the performance of the investment-linked fund. Thus, the returns are not earned on the actual premium paid of the investment-linked product.

Notice: Past performance of the fund is not an indication of its future performance.

Investment Risks

All investments carry risks. Policy Owners must be prepared to accept certain degree of risk associated with this Investment. The following are the non-exhaustive list of risks associated to this fund.

1. Market Risk

Market risk stems from the fact that there are other economy-wide perils, which threaten all businesses. It is mainly caused by uncertainties in the economy, political and social environment.

2. Liquidity Risk

Liquidity risk is the risk that the fund invested cannot be readily sold and converted into cash. This may arise when the trading volume is low and/or where there is a lack of demand for the security.

3. Credit Risk

This refers to the possibility that the issuer of a security will not be able to make timely payments of interest or principal repayment on the maturity date. The default may lead to a fall in the value of the funds.

4. Interest Rate Risk

The level of interest rates has an impact on the value of investments. Any increase in rates will lead to a fall in the value of securities, thus affecting the value of the funds.

5. Country Risk

The foreign investment of a fund may be affected by the political & economic conditions of the country which the investments are made.

HLA EverGreen Funds

6. Deleverage Risk

Deleveraging may occur if the bond floor rises due to falling interest rates or due to nearing maturity, or due to sustained underperformance of the underlying asset. When this occurs, the Funds will unwind all allocation to the underlying asset and will effectively become a zero-coupon bond fund.

7. Currency Risk

This risk is associated with investments that are denominated in foreign currencies. Fluctuation in foreign exchange rates will have an impact on the value of the funds.

8. Performance Risk

This risk is associated with a feeder fund whereby the investments of such fund are not diversified. A feeder fund invests mainly into another collective investment scheme.

Risk Management

The company has in place its Authorized Investment Framework which forms part of the Risk Management process. The authority framework covers the nature and scope of the investment authority that is exercisable by various parties in managing the Company's investments. The potential investment risks that are taken into consideration in managing the fund include economic conditions, liquidity, qualitative and quantitative aspects of the securities. The investment manager(s) have put in place the following controls to reduce the risks through:

- a) having a flexible tactical asset allocation
- b) investing in a wide range of companies across different sectors
- c) setting prudent investment limits on various exposures
- d) taking into account the liquidity factor in selecting securities
- e) engaging in the hedging of foreign currency exposure where appropriate

Basis of Unit Valuation

1. The assets of every fund are to be valued to determine the value at which units of a particular fund can be liquidated or purchased for investment purposes.
2. The unit price of a unit of a fund shall be determined by the Company but in any event shall not be less than the value of fund of the relevant fund (as defined below), divided by the number of units of the given fund in issue on the business day before the valuation date, and the result adjusted to the nearest one hundredth of a cent.
3. The maximum value of any asset of any fund shall not exceed the following price:
 - a) The last transacted market price at which those assets could be purchased or sold on the business day before the valuation date; or
 - b) In the case of securities for which market values are not readily available, the price at which, in our Investment Manager's opinion, the asset may have been purchased on the business day before the valuation date; plus any expenses which would have been incurred in its acquisition.
4. To ensure fair treatment to all unit holders, the cost of acquiring and disposing of assets is recouped by making a transaction cost adjustment to the net asset value per unit.

Exceptional Circumstances

The Company reserves the right to defer the payment of benefits (other than death benefit) under this Policy for a period not exceeding six (6) months from the date the payment would have been normally effected if not for intervening events such as temporary closure of any Stock Exchange in which the fund is invested which the Company, in its discretion, may consider exceptional.

Performance of Max InvestSave PSSIA-I 30Y

Not applicable

Note: With effect from 14 August 2019, the fund no longer has any exposure to the CIMB EverGreen Index. Moving forward, the unit price of the fund is expected to behave like a synthetic zero coupon bond portfolio. As such, the performance of fund is no longer dependent on the index but instead on the movement of MYR interest rates.

Performance of CIMB EverGreen Index Against Other Indices

Not applicable

Note: With effect from 14 August 2019, the fund no longer has any exposure to the CIMB EverGreen Index. Moving forward, the unit price of the fund is expected to behave like a synthetic zero coupon bond portfolio. As such, the performance of fund is no longer dependent on the index but instead on the movement of MYR interest rates.

Basis of Calculation of Past Performance

The historical performance of the fund is calculated based on the price difference over the period in consideration compared to the older price of the period in consideration.

$$\frac{\text{Unit Price}_t - \text{Unit Price}_{t-1}}{\text{Unit Price}_{t-1}}$$

Others

HLA EverGreen Funds are managed by Hong Leong Assurance Berhad (HLA). Allocated premiums of the policy invested in the fund are invested by HLA on behalf of the Policy Owner in a FRNID issued by CIMB Bank Berhad. The amount invested in the FRNID is guaranteed by the issuer if held to maturity. If the issuer of the FRNID defaults or becomes insolvent, the Policy Owner risks losing part or all of his/her allocated premium amounts that were invested into the FRNID on his/her behalf by HLA. Should the issuer/financial institutions default the above investment instrument, the Minimum Guaranteed Unit Price at Fund Maturity will not be applicable.

THIS IS AN INSURANCE PRODUCT THAT IS TIED TO THE PERFORMANCE OF THE UNDERLYING ASSETS, AND IS NOT A PURE INVESTMENT PRODUCT SUCH AS UNIT TRUSTS.

Disclaimer:

Policy Owner must evaluate your options carefully and satisfy yourself that the investment-linked fund chosen meets your risk appetite. Past performance of the fund is not an indication of its future performance. The intention of this document is to enable Policy Owner to better understand the fund features and details in order to assist Policy Owner to making an informed decision. This document shall not be construed as professional advice on investment choices.

HLA EverGreen Funds

CIMB Evergreen Index Disclaimer:

The index sponsor or the calculation agent of the CIMB Evergreen Index (the "Index") does not guarantee the accuracy and/or completeness of the composition, calculation, publication and adjustment of the Index, any data included therein, or any data from which it is based, and the calculation agent and the index sponsor of the Index shall have no liability for any errors, omissions, or interruptions therein. The calculation agent and the index sponsor of the Index make no warranty, express or implied, as to results to be obtained from the use of the Index. The calculation agent and the index sponsor of the Index make no express or implied warranties, and expressly disclaim all warranties of merchantability or fitness for a particular purpose or use with respect to the Index or any data included therein. Without limiting any of the foregoing, in no event shall the calculation agent or the index sponsor of the Index have any liability for any special, punitive, indirect, or consequential damages (including loss of profits), even if notified of the possibility of such damages.